

Technical sheet :

# **220 TJ+ ST5**

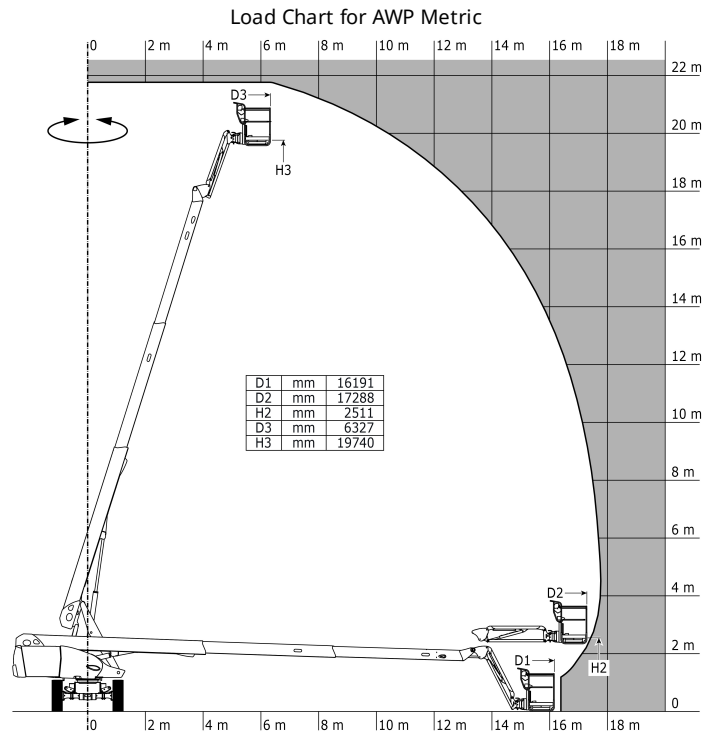
---



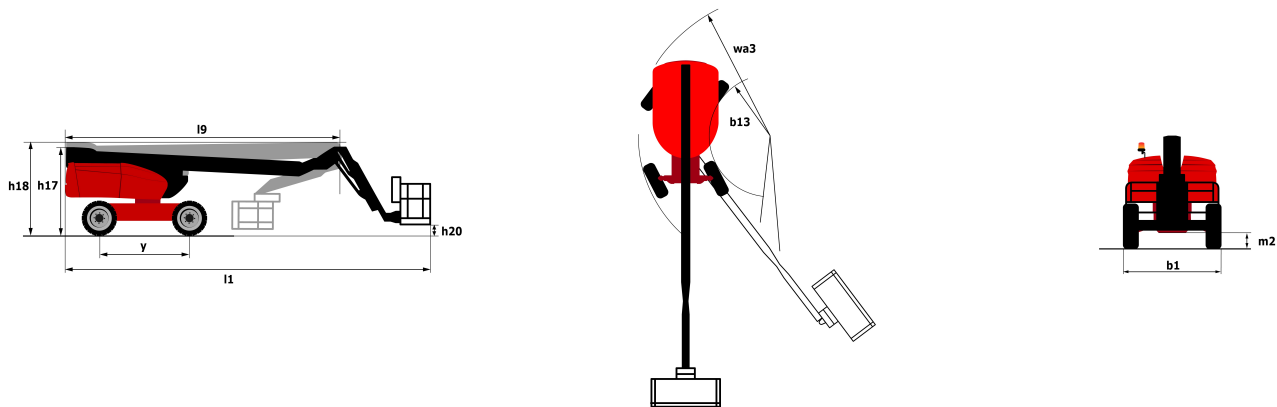
Capacities		Metric
Working height	h21	21.74 m
Platform height	h7	19.74 m
Max. outreach	r1	17.79 m
Pendular arm rotation (top / bottom)		+70 ° / -63 °
Platform capacity	Q	400 kg
Turret rotation		360 °
Platform rotation (right / left)		90 ° / 90 °
Number of people (inside / outside)		3 / 3
Weight and dimensions		
Platform weight*		13600 kg
Platform dimensions (length x width)	lp / ep	2.3 m x 0.9 m
Overall width	b1	2.48 m
Overall length	l1	10.06 m
Overall height	h17	2.66 m
Overall length (stowed)	l9	7.35 m
Overall height (stowed)	h18	3.03 m
Floor height (access)	h20	0.39 m
Jib length	l13	2 m
Counterweight offset (turret at 90°)	a7	1.34 m
Internal turning radius (over tyres)	b13	2 m
External turning radius	Wa3	4.4 m
Ground clearance at centre of wheelbase	m2	0.44 m
Wheelbase	y	2.8 m
Performances		
Drive speed - stowed		4.9 km/h
Drive speed - raised		1 km/h
Gradeability		40 %
Permissible leveling		4 °
Wheels		
Tyres type		Solid Tyres Cured-On
Dimensions of front wheels / rear wheels		1025 x 365 mm - 1025 x 365 mm
Drive wheels (front / rear)		2 / 2
Steering wheels (front / rear)		2 / 2
Braking wheels (front / rear)		2 / 2
Engine/Battery		
Engine brand / model		Yanmar - 3TNV88C
I.C. Engine power rating / Power (kW)		37 Hp / 27.5 kW
Miscellaneous		
Ground Pressure		18.3 daN/cm <sup>2</sup>
Hydraulic Pressure		400 Bar
Hydraulic tank capacity		94 l
Fuel tank		72 l
Noise to environment (LwA)		105 dB(A)
Standards compliance		
This machine is in compliance with:		European directives: 2006/42/EC- Machinery (revised EN280:2013) - 2004/108/EC (EMC) - 2006/95/EC (Low voltage)

\*Varies according to options and standards of the country to which the machine is delivered

# Load chart



## Dimensional drawing



## Equipment

### Standard

- 230V Predisposition
- 4 simultaneous movements
- 4 wheel drive
- 4 wheel steer with crab mode
- Audible alarm and illuminated indicator lamp (leveling, overload, lowering)
- Backup electrical pump
- Basket 2,300 mm
- Connected machine
- Continuous turret rotation
- Differential locking on rear axle
- Easy fast slinging system
- Electronic platform compensation
- Emergency stop button in platform and on frame
- Engine mounted on sliding platform
- Engine with DPF
- Front axle with limited slip
- Fuel gauge with low level indicator
- Hour meter
- Integrated diagnostic assistance
- LED rotating beacon
- LS pump
- Large color screen on turret
- Leveling unlocking
- Oscillating front axle
- Protective cover for control panel
- Remote control for transport
- Stop & Go system
- Turret orientation information

### Optional

- 110 or 230V plug with differential circuit breaker
- Access control keypad for easy link
- Additional storage boxes
- Air predisposition
- Basket 2,300 mm
- Battery blanket
- Battery cut-off

## Optional

Beep on every movement

Beep upon travel

Biodegradable oil

Easy link with remote lock

Engine Block Heater

Hydraulic oil heater

Key lock on fuel tank

Narrow basket 1.80m

Non marking solid tyres

Onboard generator (3,5 or 5 kW)

Panel cradle

Pipe cradle

SPS : Secondary protection system

Safety kit (Harness + helmet)

Safety valve

Screen protection on the lower box control

Socket 230 V + differential circuit breaker


Spark arrester

Special color paints

Turret cover with key lock

Water predisposition

Working light



Siège Social  
430 rue de l'Aubinière - 44150 Ancenis Cedex - France  
Tel: +33(0)2 40 09 10 11 - Fax: +33 (0)2 40 09 10 97  
[www.manitou.com](http://www.manitou.com)



This brochure describes versions and configuration options for Manitou products which may be fitted with different equipment. The equipment described in this brochure may be standard, optional or not available depending on version. Manitou reserves the right to change the specifications shown and described at any time and without prior warning. The manufacturer is not liable for the specifications given. For more information, contact your Manitou dealer. Non-contractual document. Product descriptions may differ from actual products. List of specifications is not comprehensive. The logos and visual identity of the company are the property of Manitou and may not be used without authorisation. All rights reserved. The photos and diagrams contained in this brochure are provided for information only.

MANITOU BF SA - Limited company with board of directors - Share capital: 39,668,399 euros - 857 802 508  
RCS Nantes